

CONSENT FORM

for

UROLOGICAL SURGERY

(Designed in compliance with  consent form 1)

PATIENT AGREEMENT TO INVESTIGATION OR TREATMENT

Patient Details or pre-printed label

Patient's NHS Number or Hospital number	
Patient's surname/family name	
Patient's first names	
Date of birth	
Sex	
Responsible health professional	
Job Title	
Special requirements <i>e.g. other language/other communication method</i>	

Patient identifier/label

Name of proposed procedure (Include brief explanation if medical term not clear)	ANAESTHETIC
<u>RADICAL CYSTECTOMY AND ILEAL CONDUIT (FEMALE)</u> THIS INVOLVES REMOVAL OF BLADDER, PELVIC LYMPH NODES & REMAINING FEMALE ORGANS (I.E. OVARIES AND UTERUS INCLUDING A PORTION OF VAGINA) AND PERMANENT DIVERSION OF URINE TO ABDOMINAL SKIN USING A LOOP OF BOWEL AS A STOMA	- GENERAL/REGIONAL - LOCAL - SEDATION

Statement of health professional (To be filled in by health professional with appropriate knowledge of proposed procedure, as specified in consent policy) I have explained the procedure to the patient. In particular, I have explained:

The intended benefits

TREATMENT OF BLADDER CANCER

Serious or frequently occurring risks including any extra procedures, which may become necessary during the procedure. I have also discussed what the procedure is likely to involve, the benefits and risks of any available alternative treatments (including no treatment) and any particular concerns of this patient. Please tick the box once explained to patient

COMMON

- TEMPORARY INSERTION OF A NASAL TUBE, DRAIN, STENT
- PAIN OR DIFFICULTY WITH SEXUAL INTERCOURSE DUE TO NARROWING OR SHORTENING OF VAGINA
- IN EVENT OF OVARY REMOVAL MENOPAUSE MAY OCCUR
- BLOOD TRANSFUSION REQUIRED

OCCASIONAL

- BLOOD LOSS REQUIRING REPEAT SURGERY
- CANCER MAY NOT BE CURED WITH REMOVAL OF BLADDER ALONE

RARE

- INFECTION OR HERNIA OF INCISION REQUIRING FURTHER TREATMENT
- ANAESTHETIC OR CARDIOVASCULAR PROBLEMS POSSIBLY REQUIRING INTENSIVE CARE ADMISSION (INCLUDING CHEST INFECTION, PULMONARY EMBOLUS, STROKE, DEEP VEIN THROMBOSIS, HEART ATTACK AND DEATH.)
- DECREASE IN RENAL FUNCTION WITH TIME

VERY RARE

- DIARRHOEA DUE TO SHORTENED BOWEL / VITAMIN DEFICIENCY REQUIRING TREATMENT
- BOWEL AND URINE LEAKAGE FROM ANASTOMOSIS REQUIRING RE-OPERATION
- SCARRING TO BOWEL OR URETERS REQUIRING OPERATION IN FUTURE
- SCARRING, NARROWING OR HERNIA FORMATION AROUND STOMAL OPENING REQUIRING REVISION
- INTRAOPERATIVE RECTAL INJURY REQUIRING COLOSTOMY

ALTERNATIVE TREATMENT: RADIATION TREATMENT TO BLADDER, CONTINENT DIVERSION OF URINE WAS DISCUSSED.

A blood transfusion may be necessary during procedure and patient agrees **YES or NO (Ring)**

Signature of Health Professional	Job Title
Printed Name	Date

The following leaflet/tape has been provided

Patient information leaflet Version 1.0

Contact details (if patient wishes to discuss options later) Your case worker is

Statement of interpreter (where appropriate) I have interpreted the information above to the patient to the best of my ability and in a way in which I believe s/he can understand.

Signature of interpreter: **Print name:** **Date:**

Copy (i.e. page 3) accepted by patient: yes/no (please ring)

Patient identifier/label

Patient Copy

Name of proposed procedure (Include brief explanation if medical term not clear)	ANAESTHETIC
<u>RADICAL CYSTECTOMY AND ILEAL CONDUIT (FEMALE)</u> THIS INVOLVES REMOVAL OF BLADDER, PELVIC LYMPH NODES & REMAINING FEMALE ORGANS (I.E. OVARIES AND UTERUS INCLUDING A PORTION OF VAGINA) AND PERMANENT DIVERSION OF URINE TO ABDOMINAL SKIN USING A LOOP OF BOWEL AS A STOMA	- GENERAL/REGIONAL - LOCAL - SEDATION

Statement of health professional (To be filled in by health professional with appropriate knowledge of proposed procedure, as specified in consent policy) I have explained the procedure to the patient. In particular, I have explained:

The intended benefits

TREATMENT OF BLADDER CANCER

Serious or frequently occurring risks including any extra procedures, which may become necessary during the procedure. I have also discussed what the procedure is likely to involve, the benefits and risks of any available alternative treatments (including no treatment) and any particular concerns of this patient. Please tick the box once explained to patient

COMMON
<input type="checkbox"/> TEMPORARY INSERTION OF A NASAL TUBE, DRAIN, STENT
<input type="checkbox"/> PAIN OR DIFFICULTY WITH SEXUAL INTERCOURSE DUE TO NARROWING OR SHORTENING OF VAGINA
<input type="checkbox"/> IN EVENT OF OVARY REMOVAL MENOPAUSE MAY OCCUR
<input type="checkbox"/> BLOOD TRANSFUSION REQUIRED
OCCASIONAL
<input type="checkbox"/> BLOOD LOSS REQUIRING REPEAT SURGERY
<input type="checkbox"/> CANCER MAY NOT BE CURED WITH REMOVAL OF BLADDER ALONE
RARE
<input type="checkbox"/> INFECTION OR HERNIA OF INCISION REQUIRING FURTHER TREATMENT
<input type="checkbox"/> ANAESTHETIC OR CARDIOVASCULAR PROBLEMS POSSIBLY REQUIRING INTENSIVE CARE ADMISSION (INCLUDING CHEST INFECTION, PULMONARY EMBOLUS, STROKE, DEEP VEIN THROMBOSIS, HEART ATTACK AND DEATH.)
<input type="checkbox"/> DECREASE IN RENAL FUNCTION WITH TIME
VERY RARE
<input type="checkbox"/> DIARRHOEA DUE TO SHORTENED BOWEL / VITAMIN DEFICIENCY REQUIRING TREATMENT
<input type="checkbox"/> BOWEL AND URINE LEAKAGE FROM ANASTOMOSIS REQUIRING RE-OPERATION
<input type="checkbox"/> SCARRING TO BOWEL OR URETERS REQUIRING OPERATION IN FUTURE
<input type="checkbox"/> SCARRING, NARROWING OR HERNIA FORMATION AROUND STOMAL OPENING REQUIRING REVISION
<input type="checkbox"/> INTRAOPERATIVE RECTAL INJURY REQUIRING COLOSTOMY
ALTERNATIVE TREATMENT: RADIATION TREATMENT TO BLADDER, CONTINENT DIVERSION OF URINE WAS DISCUSSED.

A blood transfusion may be necessary during procedure and patient agrees **YES or NO (Ring)**

Signature of Health Professional	Job Title
Printed Name	Date

The following leaflet/tape has been provided

Patient information leaflet Version 1.0

Contact details (if patient wishes to discuss options later) Your case worker is

Statement of interpreter (where appropriate) I have interpreted the information above to the patient to the best of my ability and in a way in which I believe s/he can understand.

Signature of interpreter:	Print name:	Date:
----------------------------------	--------------------	--------------

Statement of patient

Please read this form carefully. If your treatment has been planned in advance, you should already have your own copy of page 2, which describes the benefits and risks of the proposed treatment. If not, you will be offered a copy now. If you have any further questions, do ask - we are here to help you. You have the right to change your mind at any time, including after you have signed this form.

- I agree**
- to the procedure or course of treatment described on this form.
 - to a blood transfusion if necessary
 - That any tissue that is normally removed in this procedure could be stored and used for medical research (after the pathologist has examined it) rather than simply discarded. PLEASE TICK IF YOU AGREE
- I understand**
- that you cannot give me a guarantee that a particular person will perform the procedure. The person will, however, have appropriate experience.
 - that I will have the opportunity to discuss the details of anaesthesia with an anaesthetist before the procedure, unless the urgency of my situation prevents this. (This only applies to patients having general or regional anaesthesia.)
 - that any procedure in addition to those described on this form will only be carried out if it is necessary to save my life or to prevent serious harm to my health.
 - about additional procedures which may become necessary during my treatment. I have listed below any procedures which **I do not wish to be carried out** without further discussion.

Signature of Patient:		Print please:	Date:
------------------------------	--	----------------------	--------------

A witness should sign below if the patient is unable to sign but has indicated his or her consent. Young people/children may also like a parent to sign here. (See DOH guidelines).

Signed _____
 Date _____
 Name (PRINT) _____

Confirmation of consent (to be completed by a health professional when the patient is admitted for the procedure, if the patient has signed the form in advance). On behalf of the team treating the patient, I have confirmed with the patient that s/he has no further questions and wishes the procedure to go ahead.


Signature of Health Professional	Job Title
Printed Name	Date

Important notes: (tick if applicable)

- . See also advance directive/living will (eg Jehovah's Witness form)
- . Patient has withdrawn consent (ask patient to sign/date here)

RADICAL CYSTECTOMY (IN WOMEN) WITH FORMATION OF AN ILEAL CONDUIT

Procedure Specific Information




Urology Department

Shrewsbury and Telford Hospitals NHS Trust
Tel: 01743 261000

What is the evidence base for this information?

This publication includes advice from consensus panels, the British Association of Urological Surgeons, the Department of Health, and evidence-based sources. It is, therefore, a reflection of best urological practice in the UK. It is intended to supplement any advice you may already have been given by your GP or other healthcare professionals. Alternative treatments are outlined below and can be discussed in more detail with your Urologist or Specialist Nurse.



What does the procedure involve?

Radical cystectomy normally involves removal of the bladder, pelvic lymph nodes & remaining female organs (ovaries, uterus and a portion of the vagina) with permanent diversion of urine to the abdominal skin using a separated piece of bowel as a stoma. This is called an ileal conduit. In some situations it is possible to conserve the female organs. You may wish to ask about this before your operation. . If you wish, you will be given the opportunity to meet someone who has previously had this procedure.

What are the alternatives to this procedure?

Non-surgical options may include bladder instillations, radiotherapy and chemotherapy. If you need and agree to an operation to remove your bladder, a bladder substitute, neobladder, may be an alternative to a permanent urostomy stoma. However, constructing a urostomy is usually quicker and less prone to complications than a neobladder.

What should I expect before the procedure?

You will normally receive an appointment for pre-operative assessment to check your general fitness, to screen for the carriage of MRSA and to perform some baseline investigations.

You may be admitted into hospital one day pre-operatively but admission to the Surgical Admissions Suite on the day of surgery is often preferable. You will normally be given laxatives to empty your bowel. Your hospital stay will last approximately 14 days.

On arrival at the hospital, you will be seen by members of the nursing and medical teams which may include the Consultant, Specialist Registrar, House Officer and Urology Nurse Specialist. Your anaesthetist will also visit you before your operation.

You will be seen by a Urology Specialist Nurse before your operation to mark the site where your stoma will be positioned and to try the various drainage bags available.

From the day before your operation you will have only fluids by mouth; you should take nothing by mouth for the 6 hours before surgery. You will be given laxatives and/or enemas to ensure that your bowel is empty prior to surgery.

You will be given a daily injection under the skin of a drug that, along with the help of elasticated stockings provided by the ward, will help prevent thrombosis (clots) in the veins. Frequently it will be advised that this drug continue for a few weeks after you leave hospital. Many patients can be taught to administer the injection themselves.

The risk of thrombosis can be further reduced by early mobilisation after the operation and you will be encouraged to sit out of bed with help as soon as possible post-operatively.

Please be sure to inform your surgeon in advance of your surgery if you have any of the following:

- an artificial heart valve
- a coronary artery stent
- a heart pacemaker or defibrillator
- an artificial joint
- an artificial blood vessel graft
- a neurosurgical shunt
- any other implanted foreign body
- a regular prescription for Warfarin, Aspirin or Clopidogrel (Plavix®)
- a previous or current MRSA infection
- a high risk of variant-CJD (if you have received a corneal transplant, a neurosurgical dural transplant or previous injections of human-derived growth hormone)

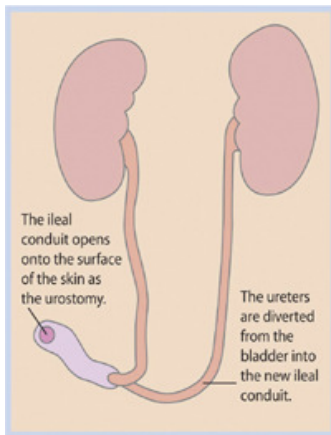
Before moving to the operating theatre you will be asked to sign the second part of the consent form giving your permission for the operation to take place, showing you understand what is to be done and confirming that you wish to proceed. Make sure that you are given the opportunity to discuss any concerns and to ask any questions you may still have before signing the form.

Fact File 1 • The NHS Constitution

Same-Sex Accommodation

As a result of the new NHS constitution, the NHS is committed to providing same-sex accommodation in hospitals. This is because feedback from patients has shown that being in mixed-sex accommodation can compromise their privacy. The NHS pledges that:

- sleeping and washing areas for men and women will be provided
- the facilities will be easy to get to and not too far from patients' beds



What happens during the procedure?

A full general anaesthetic will be used and you will be asleep throughout the procedure. In some patients, the anaesthetist may also use an epidural anaesthetic to minimise post-operative pain.

During the operation, the bladder and the urethra (water pipe) are removed. The ureters (the tubes which drain urine from the kidneys to the bladder) are then sewn to a separated piece of small bowel to form an ileal conduit. The other end of the conduit is positioned on the surface of the abdomen as an opening called a urostomy. The ends of the small bowel, from which the ileal conduit was isolated, are then re-joined.

As part of the operation, it is usual to remove the uterus (womb), both ovaries and the upper part of the vagina. In some situations it is possible to conserve the female organs. You may wish to ask about this before your operation.

What happens immediately after the procedure?


In general terms, you should expect to be told how the procedure went and you should:

- ask if what was planned to be done was achieved
- let the medical staff know if you are in any discomfort
- ask what you can and cannot do
- feel free to ask any questions or discuss any concerns with the ward staff and members of the surgical team
- ensure that you are clear about what has been done and what is the next move



After your operation, you may be in the Intensive Care Unit or the Special Recovery area of the operating theatre before returning to the ward; visiting times in these areas are flexible and will depend on when you return from the operating theatre. You will have at least one drip in your arm.

You will usually have at least one tube drain in your abdomen and two fine tubes which go into the kidneys via the stoma to help with healing. Satisfactory healing is usually checked by x-ray at about ten days after your operation.



You will be encouraged to mobilise as soon as possible after the operation because this encourages the bowel to begin working and helps to reduce the risk of thrombosis. Normally, we use elastic stockings to minimise the risk of a blood clot (deep vein thrombosis) in your legs. A physiotherapist will come and show you some deep breathing and leg exercises, and you will sit out in a chair for a short time soon after your operation. You will be offered fluids and food as soon as possible.

Your stay in hospital is likely to be between 10 and 14 days.

It usually takes at least 3 months, and possibly longer, for you to recover fully from this surgery.

Are there any side-effects?

Complications and side-effects can occur after any surgical procedure. The main risks are set out in the consent form and will be explained to you before you agree to the operation being carried out. You should be reassured that the majority of patients do not suffer any major problems after this urological procedure.

Common

- Temporary insertion of an abdominal drain and ureteric stents
- Discomfort or difficulty with sexual intercourse due to narrowing or shortening of vagina
- In the event of removal of the ovaries, menopause will occur

Occasional

- The cancer may not be cured by the operation alone (this will be discussed with you before the operation)
- Blood loss requiring blood transfusion
- Infection in the abdominal cavity or in the wound
- Hernia of the incision or around the stoma site requiring further treatment
- Scarring, narrowing or hernia formation around the stomal opening requiring revision

Rare

- Decrease in kidney function with time

- Blood loss requiring further surgery
- Anaesthetic or cardiovascular problems possibly requiring intensive care admission (including chest infection, pulmonary embolus, stroke, deep vein thrombosis, heart attack and death)

Very Rare

- Diarrhoea/vitamin deficiency due to shortened bowel requiring treatment
- Bowel and urine leakage from the anastomosis requiring re-operation
- Scarring of the bowel or ureters requiring further surgery
- Intra-operative rectal injury requiring colostomy, usually temporary

What should I expect when I get home?

By the time of your discharge from hospital, you should:

- be given advice about your recovery at home
- ask when to resume normal activities such as work, exercise, driving, housework and sexual intimacy
- ask for a contact number if you have any concerns once you return home
- ask when your follow-up will be and who will do this (the hospital or your GP)
- ensure that you know when you will be told the results of any tests done on tissues or organs which have been removed

When you leave hospital, you will be given a “draft” discharge summary of your admission.



This holds important information about your inpatient stay and your operation. If you need to call your GP for any reason or to attend another hospital, please take this summary with you to allow the doctors to see details of your treatment. This is particularly important if you need to consult another doctor within a few days of your discharge.

You will find that your energy levels are low when you get home and you will require assistance with many of the daily activities you normally take for

granted. The wound clips will be removed in hospital or by the District Nurse. You will be contacted by the District Nurse or stoma therapist to help you with the management of your stoma. You may experience problems with the stoma appliance in the early days, especially with leakage at night. As you become more familiar with your stoma and its fittings, this aspect will become less of a problem.

The time taken to return to normal activity is between 3 and 6 months.

What else should I look out for?

There are a number of complications which may make you feel unwell and may require consultation with your GP or contact with the Urology Department.

If you experience fever or vomiting, especially if associated with unexpected pain in the abdomen, you should contact your doctor immediately for advice.

If you have any problems relating to the stoma or its attachments, you should contact the District Nurse or the Stoma Nurse.

Are there any other important points?

It will be at least 14 days before the pathology results on the tissue removed are available. It is normal practice for the results of all biopsies to be discussed in detail at a multi-disciplinary meeting before any further treatment decisions are made. You and your GP will be informed of the results after this discussion.

You will be brought back to the Hospital to be seen in the outpatient clinic after 6-8 weeks to check your progress and to discuss the results of your surgery. If the doctors decide that further treatment is required, the necessary appointments will be made for you at this stage.


Driving after surgery

It is your responsibility to ensure that you are fit to drive following your surgery. You do not normally need to notify the DVLA unless you have a medical condition that will last for longer than 3 months after your surgery and may affect your ability to drive. You should, however, check with your insurance company before returning to driving. Your doctors will be happy to provide you with advice on request.

Is there any research being carried out in this area?



Before your operation, your surgeon or Specialist Nurse will inform you about any relevant research studies taking place, and, in particular, if any surgically-removed tissue may be stored for future study. If this is the case, you will be asked if you wish to participate and, if you agree, to sign a special form to consent to this.



All surgical procedures, even those not currently the subject of active research, are subjected to rigorous clinical audit so that we can analyse our results and compare them with those of other surgeons. In this way, we can learn how to improve our techniques and our results; this means that our patients will get the best treatment available.

Who can I contact for more help or information?

For further information on the internet, here are some useful sites to explore:

Best Health - <http://group.bmj.com/products/evidence-centre/best-health>
(prepared by the British Medical Association)

NHS Clinical Knowledge Summaries - <http://www.cks.nhs.uk/home>
(formerly known as Prodigy)

NHS Direct- <http://www.nhsdirect.nhs.uk/>

Patient UK - <http://www.patient.co.uk/>

Royal College of Anaesthetists (for information about anaesthetics) -
<http://www.rcoa.ac.uk/>

Royal College of Surgeons (patient information section) -
<http://www.rcseng.ac.uk/patients>

What should I do with this information?

Thank you for taking the trouble to read this publication. If you wish to sign it and retain a copy for your own records, please do so below.

If you would like a copy of this publication to be filed in your hospital records for future reference, please let your Urologist or Specialist Nurse know. However, if you do agree to proceed with the scheduled procedure, you will be asked to sign a separate consent form which will be filed in your hospital record. You will, if you wish, be provided with a copy of this consent form.

I have read this publication and I accept the information it provides.

Signature..... Date.....

How can I get information in alternative formats?

Please ask your local NHS Trust or PALS network if you require this information in other languages, large print, Braille or audio format.



Our hospital is smoke-free. Smoking increases the severity of some urological conditions and increases the risk of post-operative complications. For advice on quitting, contact your GP or the **NHS Smoking Helpline** free on **0800 169 0 169**

Fact File 2 • The NHS Constitution

Patients' Rights & Responsibilities

The constitution, as a result of extensive discussions with staff and the public, sets out new rights for patients which will help improve their experience within the NHS. These new rights include:

- a right to choice and a right to information that will help them make that choice
- a right to drugs and treatments approved by NICE when it is considered clinically appropriate
- a right to certain services such as an NHS dentist and access to recommended vaccinations
- the right that any official complaint will be properly and efficiently investigated, and that they be told the outcome of the investigations
- the right to compensation and an apology if they have been harmed by poor treatment

The constitution also lists patient responsibilities, including:

- providing accurate information about their health
- taking positive action to keep themselves and their family healthy
- trying to keep appointments
- treating NHS staff and other patients with respect
- following the course of treatment that they are given
- giving feedback, both positive and negative, after treatment



Contact details for more information

Please do not hesitate to contact us for any additional information on 01743 261126.

Other Sources of Information

National Contact Address for

- **NHS Direct**

A nurse-led advice service run by the NHS for patients with questions about diagnosis and treatment of common conditions.

Telephone: 0845 4647

Website: www.nhsdirect.nhs.uk

- **Equip**

A West Midlands NHS website which signposts patients to quality health information and provides local information about support groups and contacts.

Website: www.equip.nhs.uk

- **Patient UK**

Provides leaflets on health and disease translated into 11 other languages as well as links to national support/self help groups and a directory of UK health websites.

Website: www.patient.co.uk

Further information is available from;

- **Patient Advise and Liaison Service (PALS)**

PALS will act on your behalf when handling patient and family concerns, they can also help

you get support from other local or national agencies. PALS, is a confidential service.

Royal Shrewsbury Hospital, Tel: 0800 783 0057 or 01743 261691

Princess Royal Hospital, Tel: 01952 282888



Your Information

Information about you and your healthcare is held by the NHS. You can find out more about the information we hold and how it is used in the leaflet called: **Your Information**, which is available from PALS (contact details above).

Disclaimer

This leaflet is provided for your information only. It must not be used as a substitute for professional medical care by a qualified doctor or other health care professional. Always check with your doctor if you have any concerns about your condition or treatment. This leaflet aims to direct you to quality websites: these are correct and active at the time of production. The Shrewsbury and Telford Hospital NHS Trust is not responsible or liable, directly or indirectly, for ANY form of damages whatsoever resulting from the use (or misuse) of information contained in this leaflet or found on web pages linked to by this leaflet.

Website: www.sath.nhs.uk

Information Produced by: CJ M Beackock, SATH Version 1
Date of Publication: November -2013

© SaTH NHS Trust