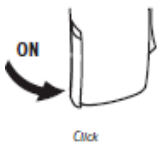



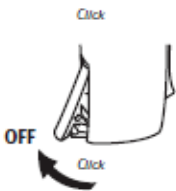

Family/Friends/Carers Supporting Hearing Aid Use

Hear Better, Strain Less, Stimulate the Brain with Sound, Keep socially active

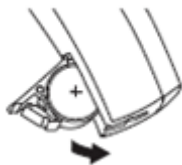
EVERY DAY

<p>DAYTIME: Turn ON by closing the battery door</p>		<p>Check the hearing aid is working by switching it on, cupping your hands around the mould and aid. Listen for a whistle/buzz.</p>
<p>PROMOTE WEARING HEARING AIDS DAILY AS A ROUTINE TO ENSURE THE BRAIN IS STIMULATED BY EVERYDAY SOUNDS</p>		<p>Help to put the ear mould in correctly – you can gently pull the ear lobe down. Wearing the hearing aid/s should be part of a daily living routine eg after washing in the morning.</p>

EVERY NIGHT

<p>NIGHT: Turn OFF by opening the battery door</p>		<p>Keep the hearing aid box in the same place at night in a visible place eg bedside table. It could have left/right hearing aid written on the box. Red dot for Right ear.</p>
<p>CLEAN THE EAR MOULD EVERY NIGHT</p>		<p>Clean the ear mould with a baby wipe or clean damp cloth to stop it getting blocked with wax or dry skin and keep it working well.</p>

EVERY WEEK

<p>CHANGE BATTERIES WEEKLY eg every Sunday (They can last 7 – 10 days and beep when running out)</p>		<p>Remove the label from the new battery and put the battery in + side up. Check each month how many batteries are left to make sure they don't run out and ring/email audiology for more or get more from your GP surgery.</p>
---	---	---

EVERY 6 MONTHS

<p>REPLACE THE TUBING</p>		<p>Put reminders on the calendar every 6 months. Contact Audiology to get the tubing changed/learn to retube.</p>
----------------------------------	---	---

Shropshire NHS Audiology Telephone: 01743 261482 audiology@sath.nhs.uk

For Information: www.sath.nhs.uk/services/audiology and

You Tube Clips: 'C2Hear Online' and 'Deaf Awareness Fred Flintstone'

HEARING AID DETAILS FOR: _____

Fill in with help from the Audiology staff/volunteer Date: _____

Hearing Aid Batteries

<p>I can get my hearing aid batteries from:</p>	<p>My local GP practice:</p> <p>Other place e.g. Hospital:</p> <p>By ringing Audiology on 01743 261482/Send brown book in the post with a request for batteries</p> <p>Email: audiology@sath.nhs.uk</p> <p>Self-request via electronic request on Audiology website www.sath.nhs.uk/audiology</p>
<p>What Type of Batteries?</p>	<p>Battery Code: P10 P13 P312 P672 (circle)</p>
<p>Where do I keep my batteries?</p>	<p>Battery Label: Yellow Orange Brown Blue Colour</p>

Hearing Aid Care and Maintenance

<p>My local NHS Audiology clinic is at:</p>	
<p>My hearing aid details:</p>	<p>Left: _____ Right: _____</p>
<p>Tubing Type or code (Dome if appropriate):</p>	
<p>Is the volume control active?</p>	<p>Yes _____ No _____ (Circle)</p> <p>Details if yes: _____</p>
<p>Hearing aid programme details:</p>	
<p>Where are the hearing aids kept when not in use?</p>	<p>Colour of hearing aid box: _____</p> <p>Where kept: _____</p>