
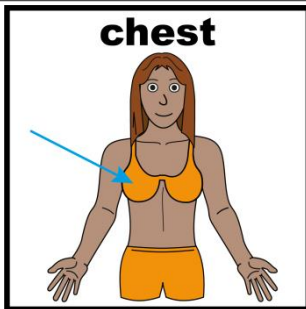


# Having a chest x-ray

## Easy Read Information




## What is a chest x-ray?



A chest x-ray is a picture of your lungs and the bones in your chest.




It shows if there is something wrong, like if you have a broken bone or a problem with your lungs.



You have a chest x-ray at the hospital.



An x-ray machine is like a big camera.



Having a chest x-ray does not hurt. It is very quick.


It is like having your picture taken.

## Before your chest x-ray

### **pregnant**



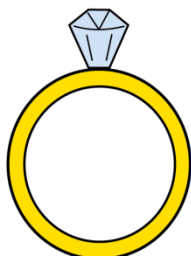
You should tell a member of staff if are pregnant.



Wear baggy, comfortable clothes.

Try not to wear clothes that have zips or metal buttons on.

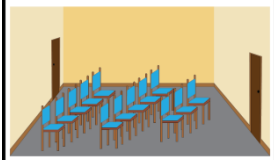
### **diamond ring**



Try not to wear jewellery or a belt.


## When you arrive for your chest x-ray

### waiting area



You will be asked to sit in the waiting area until someone is ready to see you.

### time



We will try to make sure you do not wait a long time. But it can get busy sometimes.

### ask




Please ask a member of staff if you are wondering why you are still waiting.

### friendly staff



If you are already in hospital, a member of staff will take you where you need to go.



It would be a good idea to bring your hospital passport.

If you need a hospital passport, contact

- Community Learning Disabilities Team
- Your GP Practice, or
- Hospital Acute Liaison Nurses

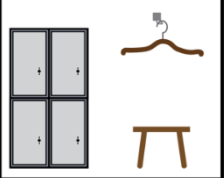
## Having a chest x-ray

**friendly staff**



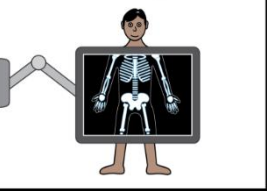
A member of staff will call you into a room when it is your turn.

**changing room**




You will be asked to put a hospital gown on. You will go into a changing room to put this on. If you need help, please ask.

**x-ray**




Then you will go into the x-ray room.

**family friends and advocate**



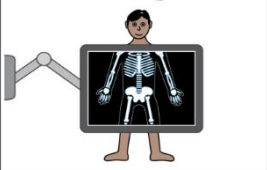
A family member, friend or carer can go with you if you want them to.

**nervous**



If you are scared or nervous, tell a member of staff who will try to help you.

**x-ray**



You will need to keep still for the x-ray so it is not blurry.



The member of staff who takes the x-ray will stand behind a screen.

You will still be able to listen to them and talk to them.

**camera**



They will ask you to hold your breath while they take the picture.

The x-ray will flash like a camera and won't make any noise.

**ask**



After the x-ray you can get dressed. If you need help, please ask.

**home**



When you are dressed you can go home or go back to the ward if you are staying in hospital.



You will be asked to come back to the hospital, or go to your GP, for the results.

**scan**



The hospital might ask you to come for a different type of scan afterwards.

This is to look at something that was on the x-ray in more detail.

## What could go wrong with a chest x-ray?

### risk




A chest x-ray has a low risk.

### cared for safely



We make sure you are as safe as possible.

### better



It is important that you have a chest x-ray so that we can help you get better.


### phone



If you need advice or support when you are in hospital, call the Acute Liaison Nurses on **01743 211210**.



## Further information is available from:



### Patient Advice and Liaison Service (PALS)

Royal Shrewsbury Hospital: 0800 7830057

Princess Royal Hospital: 01952 6414679




This information can be provided in other languages



### The Learning Disability Team

can be contacted for support on 01743 211210



or large print.



### Mencap

<https://www.mencap.org.uk/advice-and-support>



If you would like a copy of this information in a different format email [sath.patientexperience@nhs.net](mailto:sath.patientexperience@nhs.net) or telephone 01743 261000 ext 3032

Website: [www.sath.nhs.uk](http://www.sath.nhs.uk)

Information produced by: Patient Experience team

Date of Publication review: February 2020

Date for review on: February 2023



©SaTH NHS Trust

