



# Having an Ultrasound Scan

## Easy Read information



## What is an ultrasound scan?




An ultrasound scan is a picture of inside your body.



You might have an ultrasound if you are pregnant.

Or to look at the organs or muscles inside your body.




You have an ultrasound scan at the hospital.

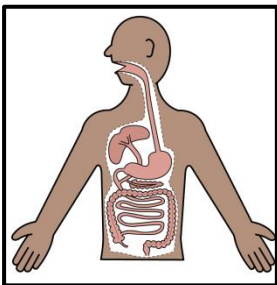


Having an ultrasound scan does not hurt. It is like having your photograph taken.

## Before your ultrasound scan



You might be asked to follow some instructions before your scan.



The instructions can change depending on what part of your body is being scanned.



Ask your nurse or doctor to tell you what you need to do before your scan.

They can write this down for you.



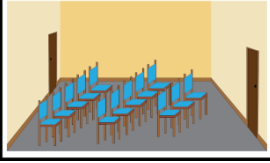
Wear baggy, comfortable clothes.



If you need advice or support when you are in hospital, call the Acute Liaison Nurses on **01743 211210**.

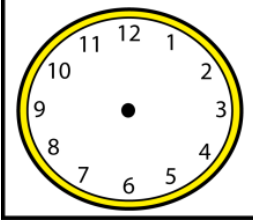
# When you arrive for your ultrasound scan

## waiting area



You will be asked to sit in the waiting area until someone is ready to see you.

## time



We will try to make sure you do not wait a long time. But it can get busy sometimes.

## ask



Please ask a member of staff if you are wondering why you are still waiting.

## friendly staff




If you are already in hospital, a member of staff will take you where you need to go.

It would be a good idea to bring your hospital passport.

If you need a hospital passport, contact

- Community Learning Disabilities Team
- Your GP Practice, or
- Hospital Acute Liaison Nurses



## Having an ultrasound scan

### friendly staff



A member of staff will call you into a room when it is your turn for an ultrasound scan.

### family friends and advocate



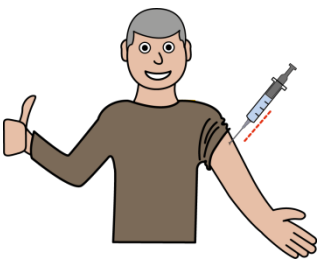
A family member, friend or carer can go with you if you want them to.

### changing room



You might be asked to wear a hospital gown.


If you need help getting changed, please ask.



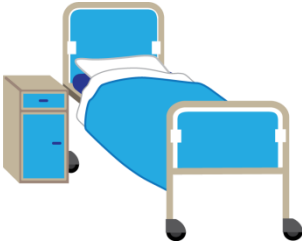
You might be given an injection before the scan.

This helps to make the picture of inside your body clearer.

### nervous



If you are scared or nervous, tell a member of staff who will try to help you.



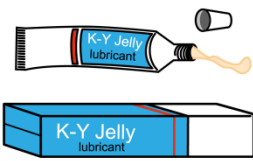
You will be asked to lie down on a bed or a trolley.

**long sleeved top**



You might need to lift up your clothing.

**K-Y jelly**



When you are comfortable, the member of staff will put some jelly on your skin.

**cold**



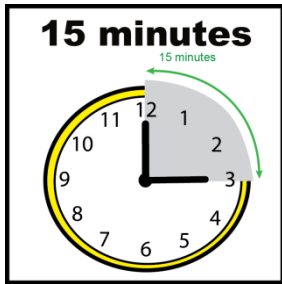
This might be cold but it won't hurt.

**scan**

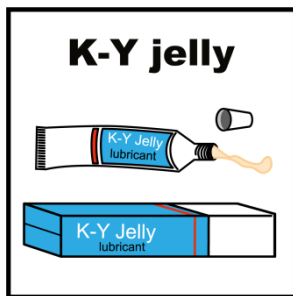


The member of staff will then rub a tube on your skin.


This will show them a picture of inside your body.



The scan should take between 15 minutes and 45 minutes.



After the scan, the member of staff will rub the jelly off your skin.



You can get dressed. If you need help, please ask.




When you are dressed you can go home or go back to the ward if you are staying in hospital.



You will be asked to come back to the hospital, or go to your GP, for the results.



## Further information is available from:



**Patient Advice and Liaison Service (PALS)**  
Royal Shrewsbury Hospital: 0800 7830057  
Princess Royal Hospital: 01952 6414679



This information can be provided in other languages



**The Learning Disability Team**  
can be contacted for support  
on 01743 211210



or large print.



**Mencap**  
<https://www.mencap.org.uk/advice-and-support>



If you would like a copy of this information in a different format email [sath.patientexperience@nhs.net](mailto:sath.patientexperience@nhs.net) or telephone 01743 261000 ext 3032

Website: [www.sath.nhs.uk](http://www.sath.nhs.uk)

Information produced by: Patient Experience team

Date of Publication review: February 2020

Date for review on: February 2023



©SaTH NHS Trust

