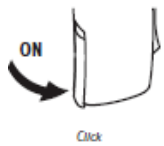

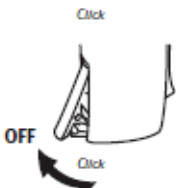

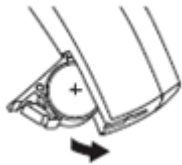



## Family/Friends/Carers Supporting Hearing Aid Use

Hear Better, Strain Less, Stimulate the Brain with Sound, Keep socially active

EVERY DAY		
<p><b>DAYTIME:</b> Turn <b>ON</b> by closing the battery door</p>		<p>Check the hearing aid is working by switching it on, cupping your hands around the mould and aid. Listen for a whistle/buzz.</p>
<p><b>PROMOTE WEARING HEARING AIDS AS DAILY TO ENSURE THE BRAIN IS STIMULATED BY EVERYDAY SOUNDS</b></p>		<p>Help to put the ear mould in correctly – you can gently pull the ear lobe down. Wearing the hearing aid/s should be part of a daily living routine eg after washing in the morning.</p>
EVERY NIGHT		
<p><b>NIGHT:</b> Turn <b>OFF</b> by opening the battery door</p>		<p>Keep the hearing aid box in the same place at night in a visible place eg bedside table. It could have left/right hearing aid written on the box. Red dot for Right ear.</p>
<p><b>CLEAN THE EAR MOULD EVERY NIGHT</b></p>		<p>Clean the ear mould with a baby wipe or clean damp cloth to stop it getting blocked with wax or dry skin and keep it working well.</p>
EVERY WEEK		
<p><b>CHANGE BATTERIES WEEKLY</b> eg every Sunday (They can last 7 – 10 days and beep when running out)</p>		<p>Remove the label from the new battery and put the battery in + side up. Check each month how many batteries are left to make sure they don't run out and ring/email audiology for more or get more from your GP surgery.</p>
EVERY 6 MONTHS		
<p><b>REPLACE THE TUBING</b></p>		<p>Put reminders on the calendar every 6 months. Contact Audiology to get the tubing changed/learn to retube.</p>

**HEARING AID DETAILS FOR:** \_\_\_\_\_

Fill in with help from the Audiologist      Date: \_\_\_\_\_

**Hearing Aid Batteries**

<b>I can get my hearing aid batteries from:</b>	My local GP practice:  Other place e.g. Hospital:  By ringing Audiology on 01743 261482/Send brown book in the post with a request for batteries  Email: <a href="mailto:audiology@sath.nhs.uk">audiology@sath.nhs.uk</a>  Self-request via electronic request on Audiology website <a href="http://www.sath.nhs.uk/audiology">www.sath.nhs.uk/audiology</a>
<b>What Type of Batteries?</b>	Battery Code: P10    P13    P312    P672
<b>Where do I keep my batteries?</b>	Battery Type: Yellow Orange Brown Blue

**Hearing Aid Care and Maintenance**

<b>My local NHS Audiology clinic is at:</b>	
<b>My hearing aid details:</b>	Left: _____ Right: _____
<b>Tubing Type or code (Dome if appropriate):</b>	
<b>Is the volume control active?</b>	Yes                      No                      (Circle)  Details if yes:
<b>Hearing aid programme details:</b>	All digital NHS hearing aids automatically adapt to background noise
<b>Where are the hearing aids kept when not in use?</b>	Colour of hearing aid box:  Where kept: