




**Integrated
Care System**
Shropshire, Telford and Wrekin



**The Shrewsbury and
Telford Hospital**
NHS Trust

Hospitals Transformation Programme: Women and Children's Services Focus Group

28 February 2023



**HOSPITALS
TRANSFORMATION
PROGRAMME**



HIGHER QUALITY,
SAFER CARE



IMPROVED
OUTCOMES



BETTER
ACCESS



A GREAT PLACE
TO WORK

What will we cover?

- Recap of the Hospitals Transformation Programme
- Who are we and what will this mean for Women and Children's services?
- What are your thoughts?
- Current developments at the Princess Royal Hospital site in Telford
- Equality and Health Inequalities Impact Assessment
- Terms of Reference for the Focus Group
- Date of the next meeting



Terms of reference/purpose of the group

The aim of the Hospitals Transformation Programme (HTP) Women and Children's (W&C) Services Focus Group is to bring a public and community perspective to the W&C Services workstream, helping to shape the future of our hospital services.

The Focus Group is an advisory group involving key stakeholders and community representatives to ensure that the services and the delivery of care are developed in partnership with our local communities. The Group will provide constructive challenge and scrutiny of decisions from a patient and public perspective.

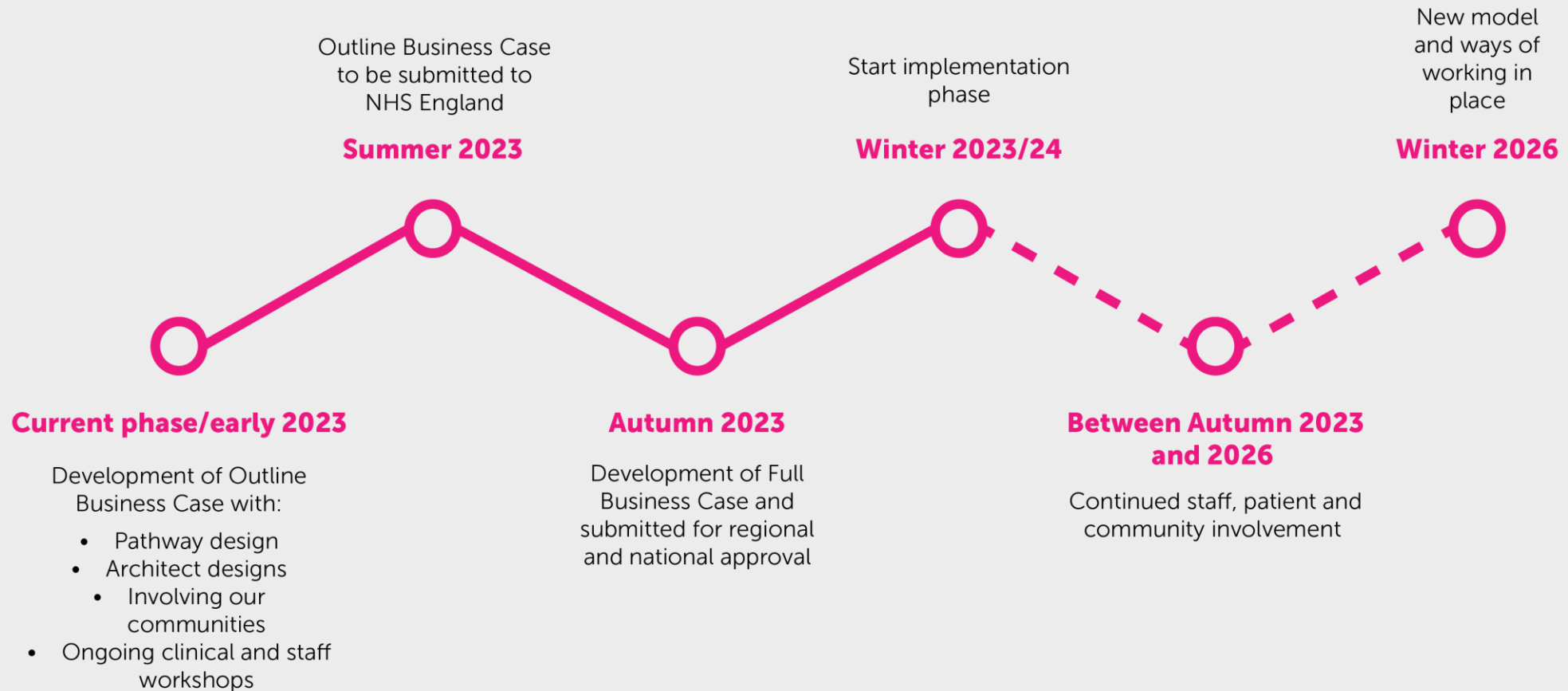


What is the Hospitals Transformation Programme?



- The Hospitals Transformation Programme is working to put in place the new ways of working as consulted on during NHS Future Fit (2018) and agreed and confirmed through independent review, that will improve hospital services for everyone in Shropshire, Telford & Wrekin and mid Wales by changing the way services are delivered (the clinical model) across our two, main, hospital sites:
 - The Princess Royal Hospital in Telford
 - The Royal Shrewsbury Hospital
- We will have two, thriving hospital sites that give everyone across Shropshire, Telford & Wrekin and mid Wales (north Powys) access to the best possible hospital care, planned and in an urgent and emergency situation, with the right staff and right facilities being available when they need them.
- We know we cannot continue as we are; with delays to patient care, inadequate facilities and duplicated services and our new services are being designed and developed by the clinicians who lead and work in the services.
- We are committed to putting the available funding to good use for and on behalf of our local communities and opportunities for involvement will be ongoing over the next three years.

Our journey to come



We will have...

Excellent care, in the right place, at the right time, from the right people



**Dedicated Emergency
Department with
immediate access to
medical and surgical
specialities**

Timely access to the right specialist
consultants

Eliminate 12-hour breaches and
reduced ambulance waiting times

Shorter hospital stays



**Ring-fenced planned care
capacity supporting the
needs of our population**

Fewer procedures cancelled

Improved cancer waiting times

Resilient to peaks in emergency
demand



**Improved
care for everyone**

Modern, well-designed facilities

A better experience of care

Positive impact on staff experience



**Integrated services for
local people**

Simpler and more effective patient
pathways

Working seamlessly with our health
and social care partners

Alleviating the burden on Primary
Care caused by planned care delays

What do we mean by Women and Children's Services?

Consultant led maternity care services - take place within antenatal, postnatal and delivery suite departments. This service is generally for women who have an existing medical problem or may need additional monitoring during labour, or if the labour is being induced. Highly trained experienced midwives and doctors will support the woman throughout.

Midwife led maternity services - means that the midwife is the lead health-care professional, responsible for the planning, organisation and delivery of care given to a woman from the initial booking of antenatal visits through to care during the postnatal period.

Neonatology – is a subspecialty of paediatrics that consists of the medical care of newborn infants, especially the ill or premature newborn. It is a hospital-based specialty, and is usually practised in neonatal intensive care units

Gynaecology – treats women's diseases, especially those of the reproductive organs.

Children's / Paediatric services – Inpatient, day case surgery, Adolescent Unit and Oncology services

Outpatient – e.g. Obstetric, Early Pregnancy Assessment Service, Fertility services, Paediatrics and Gynaecology



BETTER, SAFER
CARE



IMPROVED
OUTCOMES



SHORTER
WAITING TIMES

Maternity Services

ONE HOSPITAL, TWO SITES



EXCELLENT CARE,
IN THE RIGHT PLACE,
AT THE RIGHT TIME,
FROM THE RIGHT PEOPLE



BETTER, SAFER
CARE



IMPROVED
OUTCOMES



SHORTER
WAITING TIMES

Why is this an improved maternity service?

**Excellent care, in the right place,
at the right time, from the right people**



Most patients will continue to receive their antenatal and postnatal care at the site closest to home

Early pregnancy assessments, maternity outpatients (including scanning), and antenatal support with midwife-led birthing units for low-risk births on both sites



Higher risk cases will benefit from immediate access to all medical and surgical specialties in Shrewsbury

Consultant-led births will take place at Shrewsbury's maternity centre which will also provide inpatient care



BETTER, SAFER
CARE



IMPROVED
OUTCOMES



SHORTER
WAITING TIMES

Gynaecology Services

Gynaecology will be available on both sites following HTP, these services being generally separated by site depending on the patients presentation; patients on a planned care pathway predominantly treated at the PRH Site, emergency gynaecology care delivered at the RSH Site with outpatient services available at both sites.

Planned Care Site

- Planned Day Case and Inpatient Gynaecology Surgery (better protected from emergency bed demand cancellations)
- Planned Procedures Unit
- Early Pregnancy Assessment Service
- Outpatients

Emergency Care Site

- Gynaecology Assessment and Treatment Unit for Emergencies
- Gynaecology Inpatient ward area
- Planned Inpatient surgery that requires post-operative Critical Care availability
- Early Pregnancy Assessment Service
- Outpatients



BETTER, SAFER
CARE



IMPROVED
OUTCOMES



SHORTER
WAITING TIMES

Children's Services

ONE HOSPITAL, TWO SITES



TELFORD



BOTH SITES WILL PROVIDE

- ✓ GENERAL AND SPECIALIST PAEDIATRIC OUT PATIENTS ✓
- ✓ SUPPORT FROM SPECIALIST NURSING AND MULTI-DISCIPLINARY TEAMS ✓
- ✓ ACCESS TO XRAY, SCANNING AND OTHER DIAGNOSTIC TESTS ✓
- ✓ 24HR URGENT CARE CENTRE FOR URGENT ASSESSMENT AND CARE FOR THE MAJORITY OF CHILDREN ✓



SHREWSBURY

SHREWSBURY WILL ALSO PROVIDE

- ✓ INPATIENT CHILDREN AND ADOLESCENT BEDS ✓
- ✓ INPATIENT NEONATOLOGY ✓
- ✓ CHILDREN'S SURGERY ✓
- ✓ TRAUMA, HIGH-DEPENDENCY AND CRITICAL CARE SUPPORT FOR CHILDREN ✓

EXCELLENT CARE,
IN THE RIGHT PLACE,
AT THE RIGHT TIME,
FROM THE RIGHT PEOPLE



HIGHER QUALITY,
SAFER CARE



IMPROVED
OUTCOMES



BETTER
ACCESS



A GREAT PLACE
TO WORK



Shropshire, Telford & Wrekin
Integrated Care System
HOSPITALS TRANSFORMATION PROGRAMME

 **The Shrewsbury and
Telford Hospital**
NHS Trust



BETTER, SAFER
CARE



IMPROVED
OUTCOMES



SHORTER
WAITING TIMES

Why is this an improved children's service?



**Integrated
Care System**
Shropshire, Telford and Wrekin

NHS
The Shrewsbury and
Telford Hospital
NHS Trust

Excellent care, in the right place, at the right time, from the right people



Most children will continue to receive the majority of their outpatient and urgent care at the site closest to home

Both Telford and Shrewsbury will be equipped with general and specialist paediatric out-patients, diagnostics, specialist nursing and 24hr urgent care



Children needing to be admitted to hospital for emergency care or planned operations will have immediate access to all the specialists that they may require

Trauma, High-Dependency and Critical Care support for children will be based at the Shrewsbury emergency site ensuring children have access to the right specialist care



BETTER, SAFER
CARE



IMPROVED
OUTCOMES



SHORTER
WAITING TIMES

Improved Clinical Safety and Facilities

Improved clinical safety

- Essential links with the emergency department, critical care, surgical and medical specialities will be enhanced
- Enabling a greater amount of timely consultant delivered decision making and care
- Improved access to key multi-disciplinary teams which will lead to improved patient experience and outcomes
- We can provide, better more joined up care for children in an emergency situation by being located alongside dedicated, specialist paediatric staff

Improved Infrastructure

- Modern, fit-for-purpose facilities will improve clinical adjacencies and flows through the hospital and offer greater capacity and space within departments in comparison to present facilities
- Contribute to an enhanced patient experience
- Providing more single rooms to improve dignity and infection control



BETTER, SAFER
CARE



IMPROVED
OUTCOMES



SHORTER
WAITING TIMES

Examples

- If a family (parents/carers and children) is in an accident or situation where they all require emergency care or resuscitation, after a 999 call, the ambulance will take them all directly to the Royal Shrewsbury Hospital site. Currently, adult care and care for children in this situation can occur at different sites and mean families are separated.
- If you are deemed 'high-risk' during pregnancy and require consultant-led maternity services, you will receive this care at the Royal Shrewsbury Hospital site where you will have immediate access to all relevant, emergency, surgical and medical specialties pre, during and after delivery should you need them, without needing to be transferred. Outpatient appointments will continue at each site, with midwife-led care available at each.
- If you are listed for gynaecology surgery your planned procedure could be delayed due to operational pressures from the emergency demand. Separation of emergency and planned gynaecology flows will protect planned activity from disruption and cancellations.



BETTER, SAFER
CARE



IMPROVED
OUTCOMES



SHORTER
WAITING TIMES



The Shrewsbury and
Telford Hospital
NHS Trust

Questions?



Integrated
Care System
Shropshire, Telford and Wrekin



The Shrewsbury and
Telford Hospital
NHS Trust

Questions from us to you



Integrated
Care System
Shropshire, Telford and Wrekin

We would like your thoughts on ...

- 1) What would good look like?
- 2) What do you think are the biggest barriers to achieving this?
- 3) What do you think are possible solutions?

We will email you these questions for your thoughts/feedback.



The Shrewsbury and
Telford Hospital
NHS Trust

Continued developments at the Princess Royal Hospital



Integrated
Care System
Shropshire, Telford and Wrekin

Investing in the front entrance

- Not included in original HTP scheme/capital
- Out of date and without facilities for patients, visitors, staff
- Working with commercial partners to develop retail offer despite relatively low footfall



BETTER, SAFER
CARE



IMPROVED
OUTCOMES



SHORTER
WAITING TIMES

Artist's impression of PRH front entrance

- Transforming front door
- Improved reception
- Better access
- Better wayfinding
- Increased retail space



**Integrated
Care System**
Shropshire, Telford and Wrekin

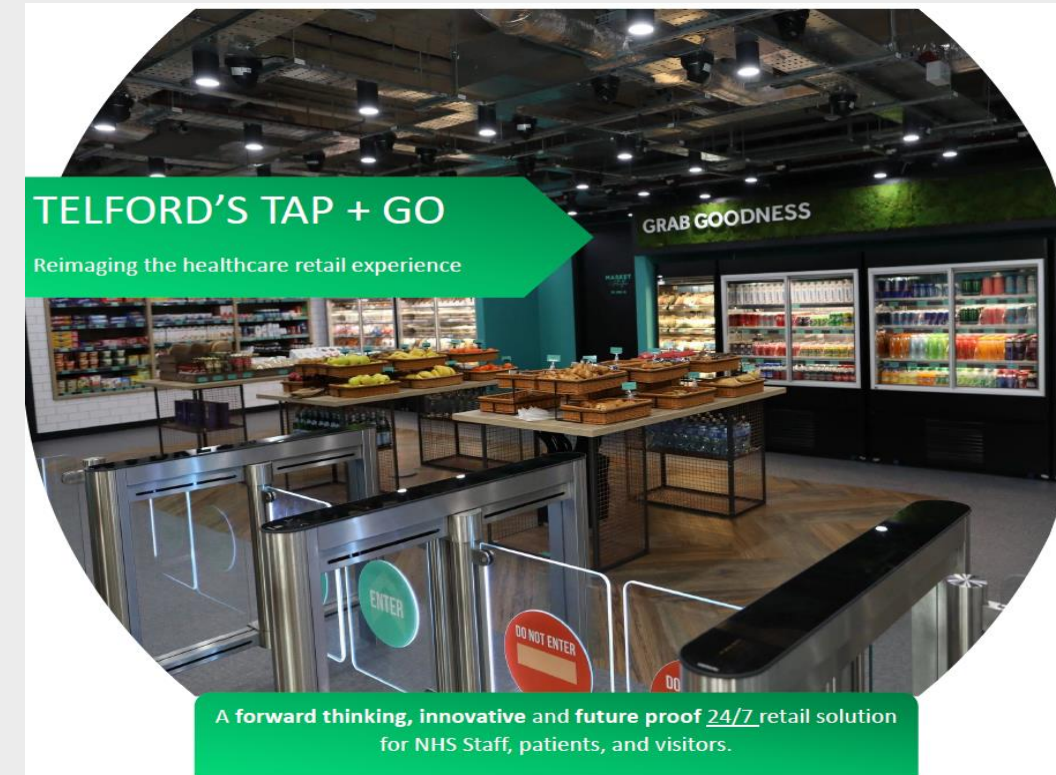


**The Shrewsbury and
Telford Hospital**
NHS Trust



Retail offer

- Staffed coffee shop during set hours
- One of first hospitals in NHS to offer “frictionless” retail services (core range of products to be agreed)
- Uses app or credit/debit card plus pre-paid cards available
- Core range of products to be agreed



BETTER, SAFER
CARE

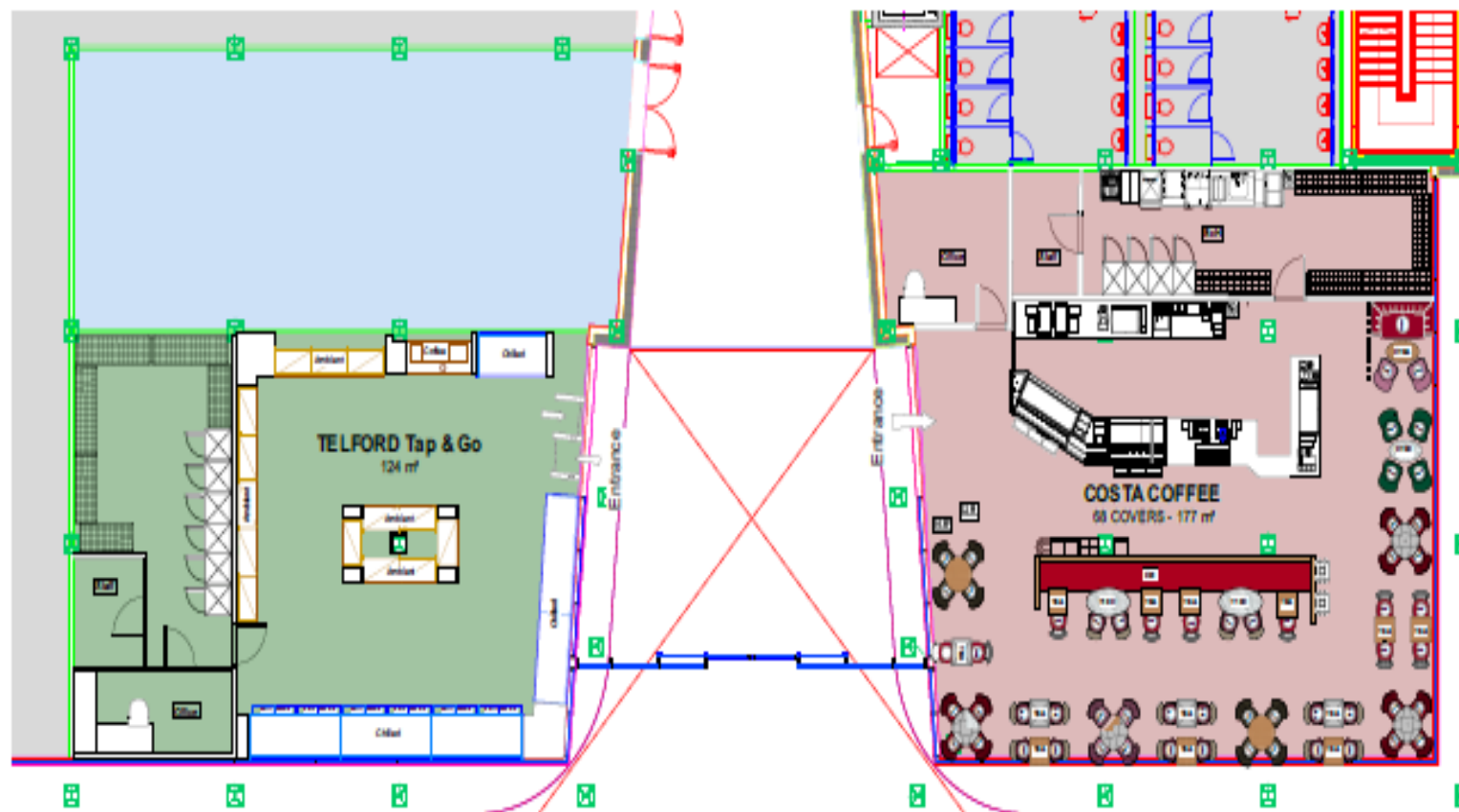


IMPROVED
OUTCOMES



SHORTER
WAITING TIMES

Indicative footprint



BETTER, SAFER
CARE



IMPROVED
OUTCOMES



SHORTER
WAITING TIMES

Next steps

Establish focus group to discuss/comment on;

- Frictionless offer
- Range of products
- Relaxation environment

If interested in taking part please register at sath.engagement@nhs.net



BETTER, SAFER
CARE



IMPROVED
OUTCOMES



SHORTER
WAITING TIMES

Looking at travel and transport

- We recognise Travel and Transport is a key issue for patients, visitors and staff.
- We will build on the work of the Travel and Transport Group that was set up in 2018: [Travel and Transport - NHS Future Fit](#)
- A Travel and Transport review has been commissioned to inform:
- Car parking
- Ambulance conveyances
- Patient, visitor and staff transport requirements

Once the outputs of the review are available and we move to progress our plans and move towards implementation we will work with our communities, via:

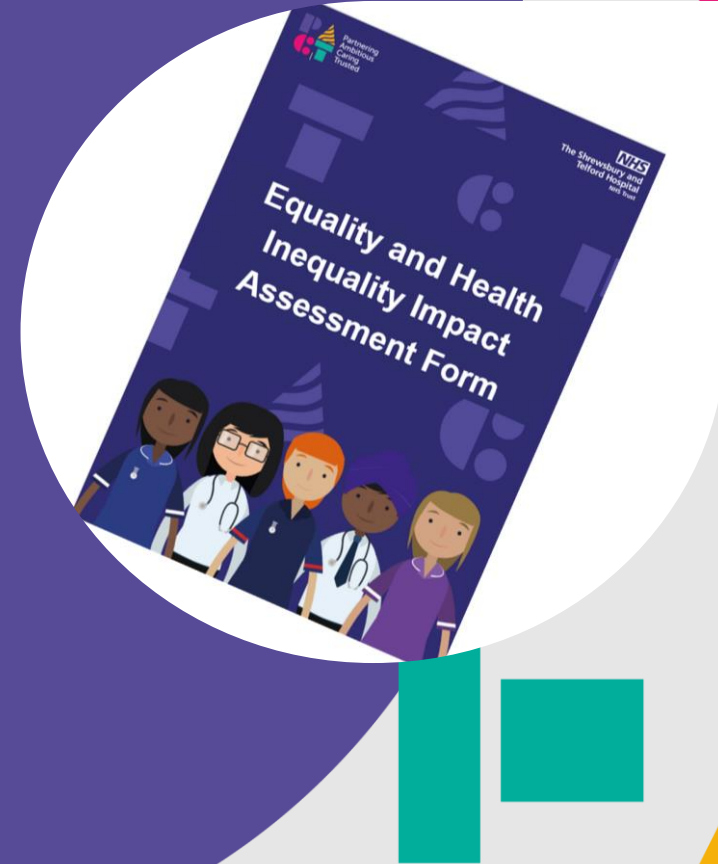
- Dedicated Focus Group
- Public Assurance Forum and;
- Anyone identified as being potentially adversely affected through the EHIA's to identify any mitigating actions and developing potential alternative transport offers and options.



Equality and Health Inequality Impact Assessments

Kate Ballinger
Community Engagement Facilitator

February 2023



What is an EqHIIA?

An **Equality and Health Inequality Impact Assessment** tool for ensuring that equality, social inclusion and community cohesion issues are considered when drawing up policies or proposals which affect the delivery of services and the employment practice of the Trust.

Assessments are carried out on:

- new services as they are developed
- existing services if we need to change the way they are delivered.

The aim of an EqHIIA is to identify any positive or negative impacts, specifically looking at Health Inequalities and the 9 protected characteristics laid out in the Equality Act:

- **Age**
- **Disability**
- **Gender reassignment**
- **Marriage/civil partnership**
- **Pregnancy and maternity**
- **Race**
- **Religion or belief**
- **Sex**
- **Sexual orientation**



Our EqHIA process?

- Our process for EqHIA for service changes is:
 - All EqHIA are completed by the service operational lead
 - The draft EqHIA is shared with the clinical team and public participation department for comment
 - The draft EqHIA is then shared with public and patient representatives, the focus groups and our Public Assurance Forum for further comment
 - Any negative impacts and mitigations that are identified during the assessment will be included in an action plan, which remains the responsibility of the service delivery lead.
- All EqHIAs are published on our website here:
[Services Changes and Developments – SaTH](#)



Get involved

- There will be a range of ways to get involved over the next few years.
- You can help us develop these plans in the best way for the future of local healthcare services.
- The About Health meeting was recorded and is available here: <https://www.sath.nhs.uk/news/http-about-health-event/>
- Future sessions are being arranged on a quarterly basis and we will write out to you with details and dates.
- Workstream focus groups have been planned over the next two years which will inform the plans as they develop towards implementation. Themes include transport and PRH front end investment. If you are interested in joining any of the groups please email sath.engagement@nhs.net
- We are updating the Equality and Health Inequalities Impact Assessments for each of the services involved and will put in place any necessary mitigating actions, liaising directly with those communities affected.
- We want to ensure that anyone who is interested can get involved in some way.
- If you sign up to become a community member sath.engagement@nhs.net we will keep you updated on how you can get involved and updated on the programme through our monthly update.
- Join the Big Health and Wellbeing Conversation: www.nhsbigconversation.org



The next Women's and Children's Services Focus Group will take place on:

xxx



**Integrated
Care System**
Shropshire, Telford and Wrekin

One part of the wider plan ...

- The Shropshire, Telford & Wrekin Big Health and Wellbeing Conversation has been launched today (Monday 13 February 2023) which will inform the Joint Forward Plan for health and care over the next five years.
- Over the next 4 months there will be a number of opportunities for the public to input to the design and delivery of primary, secondary and community care services.
- To find out what is happening in your local area, visit: www.nhsbigconversation.org

