

Art in Site

Hospitals Transformation Programme
Focus Groups Review

Medicine and Emergency Care, Surgery, Anaesthetics and Cancer Focus Group

We met with a group of patients and patient advocates to show our first response to the brief - to challenge our designs with their spontaneous responses, so that we can adjust our design direction accordingly.

We were made aware of the need for design that supports dementia, sensory impairment, tiredness, confusion and nausea.

We were asked to subject our designs to the recommendations of the Sterling Dementia Design guide.

We were made aware of the need for clear signage, and reduction of visual clutter.

We heard voices speaking up in support of bringing experiences of nature, especially texture.

We heard positive voices supporting using poetry and literature as themes for artworks.

We were made aware of the need for calming refuge spaces for patients and carers in their journey through the hospital.

Actions:

Our next steps in design focus are to research the needs (eg dementia guidelines) described in the session, and look at modifications or new ideas that will answer those needs. For a full description of our ongoing design focus, please see page 9.

Women and Children's Focus Group

Overall, we heard voices asking us to focus on women, families and children, especially neurodiverse children.

We were asked to think through the patient journey from the point of view of a child with autism.

We were asked to show how wayfinding and the patient journey can be made as clear and simple as possible, for example an inclusive map of the building.

We heard support for creating cultural links with the local community and the landscape, for example the use of poetry, text and sourcing local materials.

We heard questions about how the art and wayfinding can be made accessible for all ages.

We heard calls for a focus on sensory design.

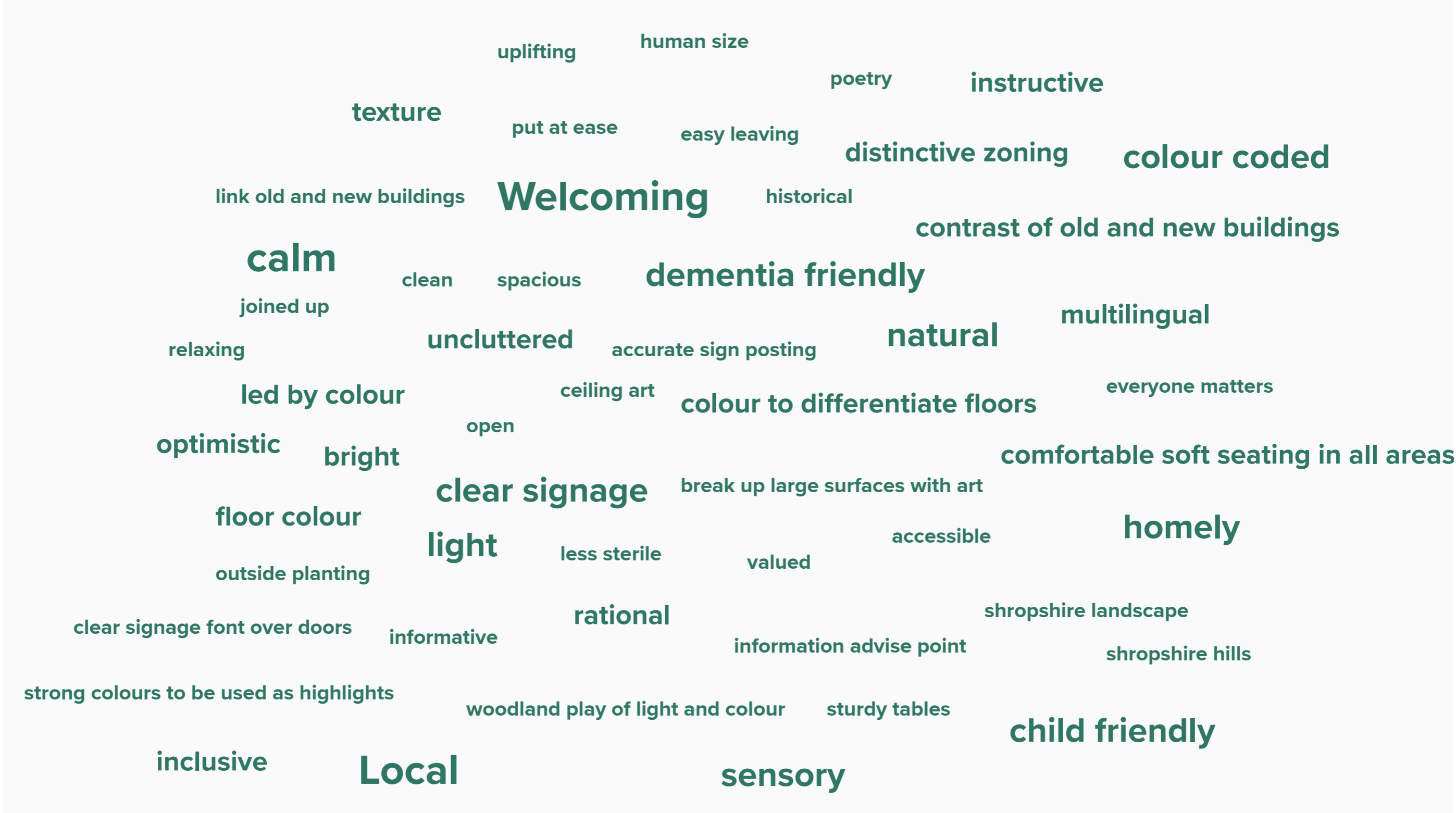
We heard calls for interactive distractions for children.

We heard calls for our work to be inclusive.

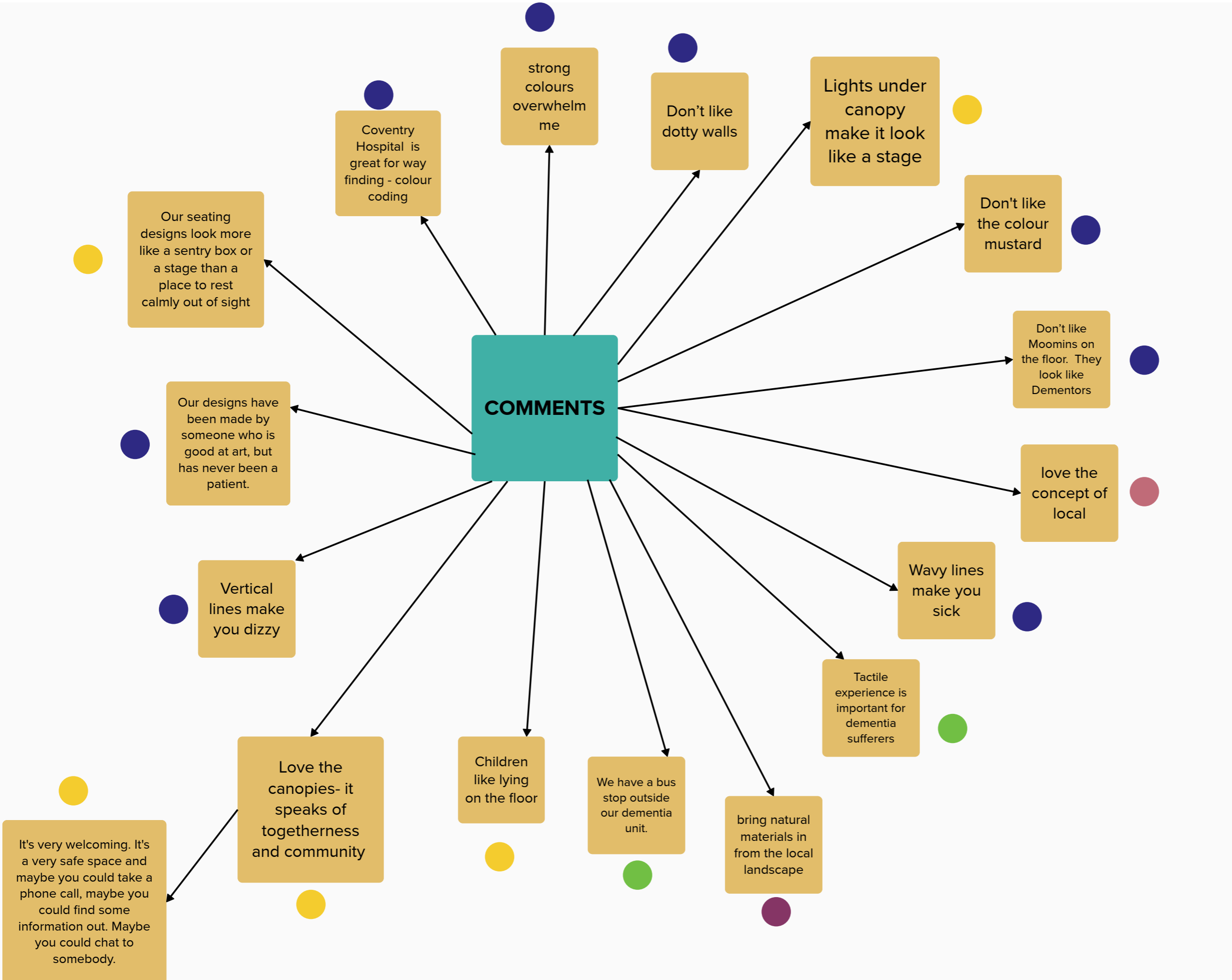
Actions:

Our next steps in design focus are to work up ideas for clear, inclusive wayfinding - showing how signage and messaging relating to women and children's medical facilities fits in with the overall scheme. For a full description of our ongoing design focus, please see page 9.

What do you want your hospital to be?



Note: Words taken directly from the focus group engagement sessions - Medicine and Emergency Care, Surgery, Anaesthetics and Cancer Focus group & Women and Children's focus group.

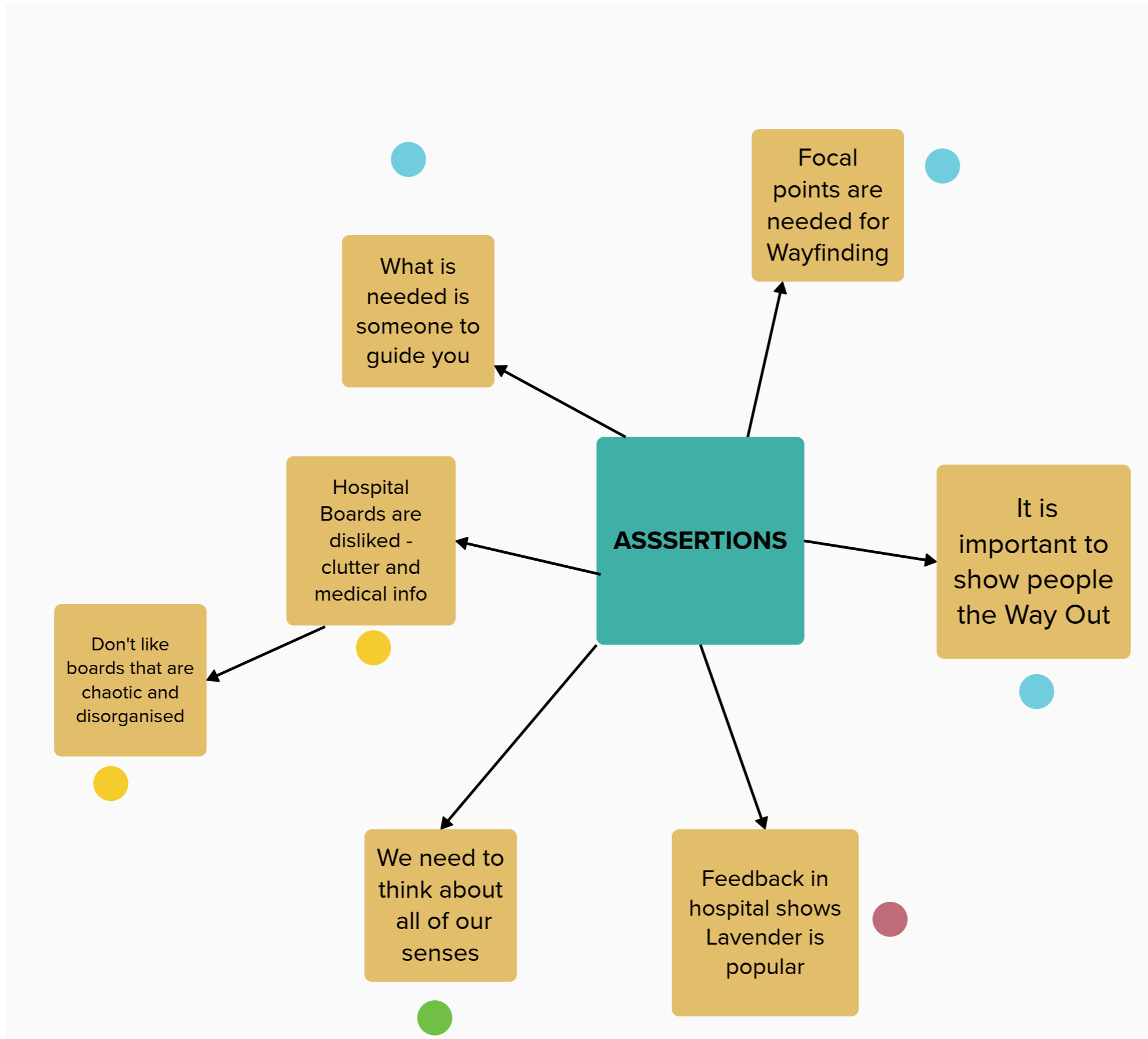


Key themes:

- Wayfinding / signage
- Design for dementia
- Locality and materials
- Colour, shape & artwork
- Furniture

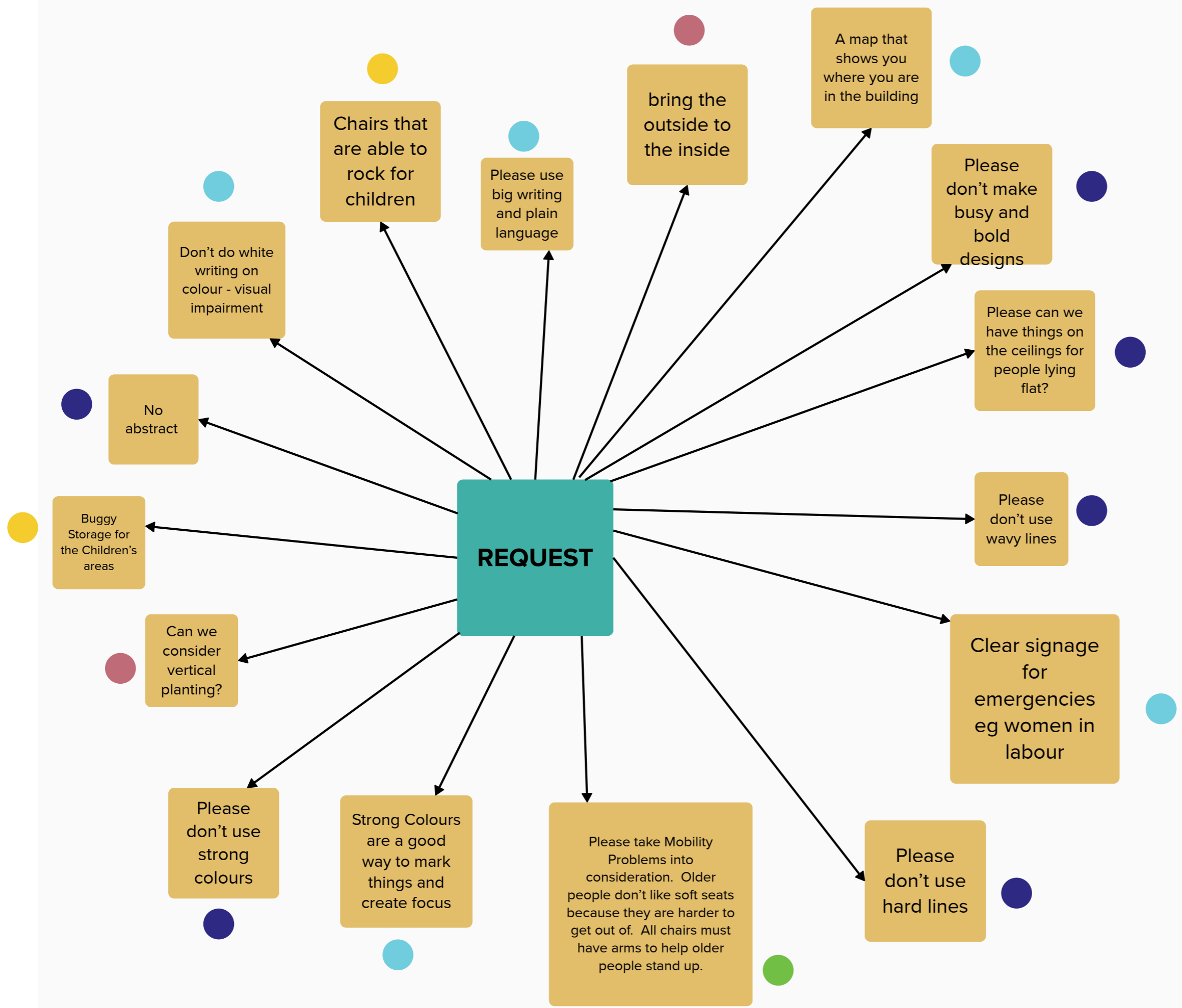
Key themes:

- Wayfinding / signage
- Design for dementia
- Locality and materials
- Colour, shape & artwork
- Furniture



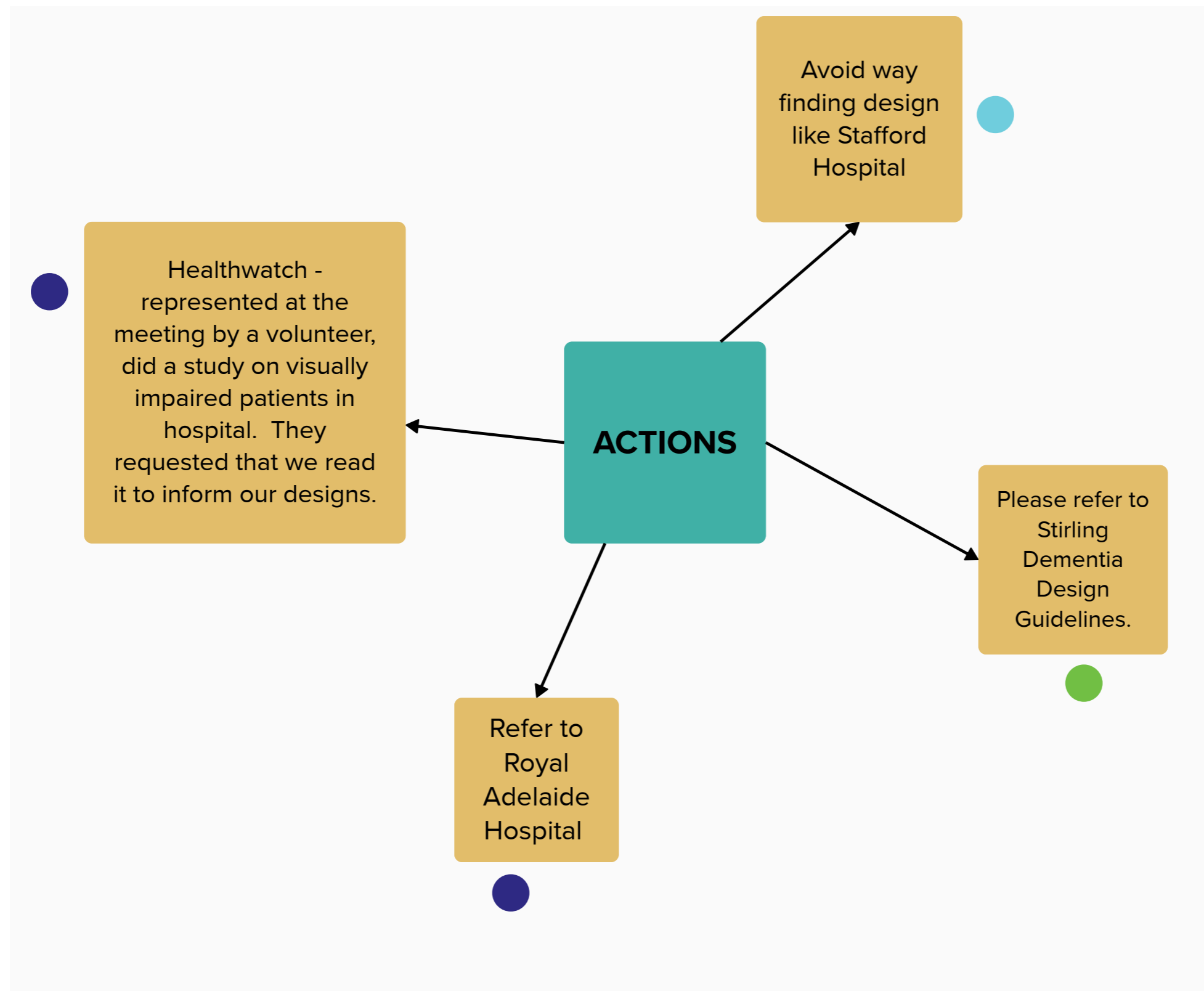
Key themes:

- Wayfinding / signage
- Design for dementia
- Locality and materials
- Colour, shape & artwork
- Furniture



Key themes:

- Wayfinding / signage
- Design for dementia
- Locality and materials
- Colour, shape & artwork
- Furniture



Design Focus:




Wayfinding / signage

- Further design development for high contrast easy to read signage
- Location map
- Explore clear signage for women in labour




Design for dementia

- Create a heat map of areas where older people will spend most time in the hospital and tailor design specifically for these areas
- Using the The Stirling standards for dementia-friendly design to inform the design development:
'I am as safe as possible... there are seats along the way and robust benches outside for resting'
'There is good directional signage'
'colour tonal contrast to make things clear'



Locality and materials

- Research and develop design ideas around the local landscape, the community and local materials that can be used as part of the design



Colour, shape & artwork

- Research and develop design ideas to mitigate sickness, nausea and dizziness
- Explore tonal variations
- Refine colour palette



Furniture

- Information boards that remove the clutter and confusion and have a decorative element to work alongside the artwork
- Explore how the seating can feel more private
- Furniture for different user groups - children through to elderly and identify their needs